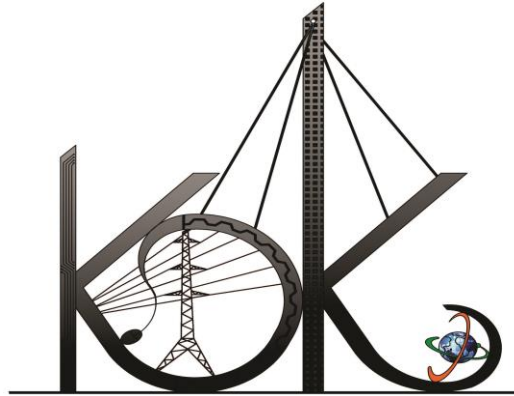


KDK COLLEGE OF ENGINEERING, NAGPUR




**National Assessment and Accreditation Council
(NAAC)**

Self-Study Report

Metric 2.1.1

Enrollment Percentage

This document is certified from Page 01 to 06



“Service to the Society through Quality Technical Education”

KDK College of Engineering, Nagpur

(Accredited by NAAC & NBA)

Approved by AICTE, Recognized by UGC under Section 2(f) of the UGC Act, 1956


Affiliated to Rashtrasant Tukadoji Maharaj Nagpur University

2.1.1

Enrollment Percentage

Index

Sr. No.	Particulars	Page No.
1	Certificate	3
2	Summary of Enrolment Percentage of last five years	4-5
3	List of Enrolled students (Last five years)	6



Certificate

TO WHOMSOEVER IT MAY CONCERN

This is to certify that the percentage of student admitted for total number of sanctioned seats for the last five years are given below.

2.1.1.1 Number of students admitted year wise during last five years

2022-23	2021-22	2020-21	2019-20	2018-19
666	624	583	463	564

2.1.1.2 Number of sanctioned seats year wise during last five years


2022-23	2021-22	2020-21	2019-20	2018-19
666	666	666	666	726

Average Enrolment Percentage year wise during last five years

2022-23	2021-22	2020-21	2019-20	2018-19
100	93.69	87.53	69.51	77.68

Average Enrolment Percentage: $2900/3390 = 85.54\%$

Director



“Service to the Society through Quality Technical Education”

KDK College of Engineering, Nagpur

(Accredited by NAAC & NBA)

Approved by AICTE, Recognized by UGC under Section 2(f) of the UGC Act, 1956


Affiliated to Rashtrasant Tukadoji Maharaj Nagpur University

2.1.1 Average Enrolment Percentage (Average of last five years)

Average Enrolment Percentage : 85.54%				
2022-23				
Sr. No.	Programme name	Programme Code	Number of seats sanctioned	Number of Students admitted
1	B. Tech. Civil Engineering	414719110	60	62
2	B. Tech. Mechanical Engineering	414761210	60	62
3	B. Tech. Electrical Engineering	414729310	90	96
4	B. Tech. Computer Science & Engineering	414724210	180	206
5	B. Tech. Electronics & Telecommunication	414737210	60	69
6	B. Tech. Information Technology	414724610	60	68
7	B. Tech. Artificial Intelligence & Data Science	414799510	60	68
8	Master of Business Administration	414710110	60	63
9	M. Tech. Structural Engineering	414721210	18	18
10	M. Tech. Mechanical Engineering Design	414790410	18	8
Total			666	720*
Percentage per year			108.10*	

*The count includes TFWS & EWS students as allotted by state Government Maharashtra. Due to portal constraints 666 is claimed as the response for the year 2022-23.

2021-22				
Sr. No.	Programme name	Programme Code	Number of seats sanctioned	Number of Students admitted
1	B. Tech. Civil Engineering	414719110	120	72
2	B. Tech. Mechanical Engineering	414761210	60	53
3	B. Tech. Electrical Engineering	414729310	90	87
4	B. Tech. Computer Science & Engineering	414724210	120	134
5	B. Tech. Electronics & Telecommunication	414737210	60	63
6	B. Tech. Information Technology	414724610	60	65
7	B. Tech. Artificial Intelligence & Data Science	414799510	60	67
8	Master of Business Administration	414710110	60	64
9	M.Tech. Structural Engineering	414721210	18	12
10	M.Tech. Mechanical Engineering Design	414790410	18	7
Total			666	624
Percentage per Year			93.69	



"Service to the Society through Quality Technical Education"

KDK College of Engineering, Nagpur

(Accredited by NAAC & NBA)

Approved by AICTE, Recognized by UGC under Section 2(f) of the UGC Act, 1956

Affiliated to Rashtrasant Tukadoji Maharaj Nagpur University

2020-21


Sr. No.	Programme name	Programme Code	Number of seats sanctioned	Number of Students admitted
1	B. Tech. Civil Engineering	414719110	120	87
2	B. Tech. Mechanical Engineering	414761210	120	70
3	B. Tech. Electrical Engineering	414729310	90	78
4	B. Tech. Computer Science & Engineering	414724210	120	131
5	B. Tech. Electronics & Telecommunication	414737210	60	63
6	B. Tech. Information Technology	414724610	60	64
7	Master of Business Administration	414710110	60	62
8	M. Tech. Structural Engineering	414721210	18	18
9	M. Tech. Mechanical Engineering Design	414790410	18	10
Total			666	583
Percentage			87.53	

2019-20

Sr. No.	Name of the Programme	Programme Code	Number of seats sanctioned	Number of Students admitted
1	B.E. Civil Engineering	414719110	120	76
2	B.E. Mechanical Engineering	414761210	120	68
3	B.E. Electrical Engineering	414729310	120	54
4	B.E. Computer Science & Engineering	414724210	90	94
5	B.E. Electronics Engineering	414737610	60	25
6	B.E. Information Technology	414724610	60	58
7	Master of Business Administration	414710110	60	60
8	M. Tech. Structural Engineering	414721210	18	18
9	M. Tech. Mechanical Engineering Design	414790410	18	10
Total			666	463
Percentage			69.51	

2018-19

Sr. No.	Name of the Programme	Programme Code	Number of seats sanctioned	Number of Students admitted
1	B.E. Civil Engineering	414719110	120	126
2	B.E. Mechanical Engineering First Shift	414761210	120	90
3	B.E. Electrical Engineering	414729310	120	62
4	B.E. Computer Technology	414725110	90	95
5	B.E. Electronics Engineering	414737610	60	31
6	B.E. Information Technology	414724610	60	63
7	B.E. Mechanical Engineering Second Shift	414761220	60	14
8	Master of Business Administration	414710110	60	60
9	M. Tech. Structural Engineering	414721210	18	16
10	M. Tech. Mechanical Engineering Design	414790410	18	7
Total			726	564
Percentage			77.68	



“Service to the Society through Quality Technical Education”

KDK College of Engineering, Nagpur

(Accredited by NAAC & NBA)

Approved by AICTE, Recognized by UGC under Section 2(f) of the UGC Act, 1956

Affiliated to Rashtrasant Tukadoji Maharaj Nagpur University

List of Enrolled Students (Last Five Years)

Sr. No.	Particulars	Link
1	List of Enrolled students in AY 2022-23	<u>View</u>
2	List of Enrolled students in AY 2021-22	<u>View</u>
3	List of Enrolled students in AY 2020-21	<u>View</u>
4	List of Enrolled students in AY 2019-20	<u>View</u>
5	List of Enrolled students in AY 2018-19	<u>View</u>